

DRD SERIES


SMT ROTARY TYPE



◆ Dimensions and circuitry

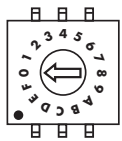


3 : 3 PIN-OUT
DRD - 1 x x - x M

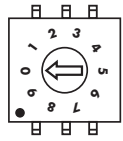


1 : 4 PIN-OUT
DRD - 4 x x - x M

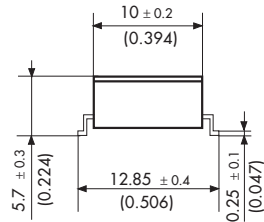
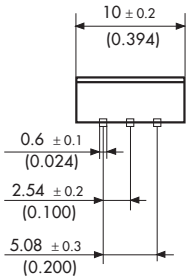
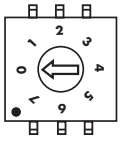
16 POSITIONS



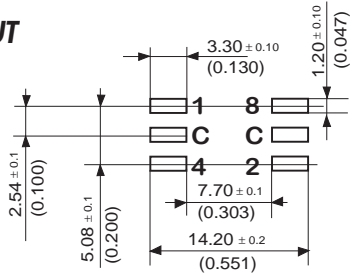
10 POSITIONS



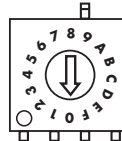
8 POSITIONS



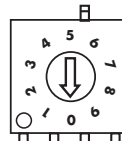
◆ P.C.B. LAYOUT (TOP VIEW)



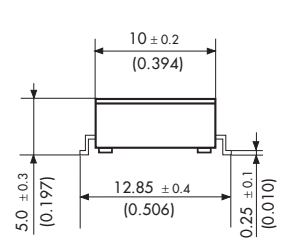
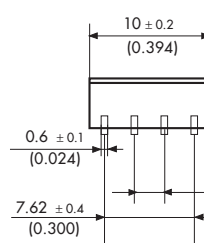
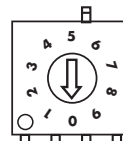
16 POSITIONS



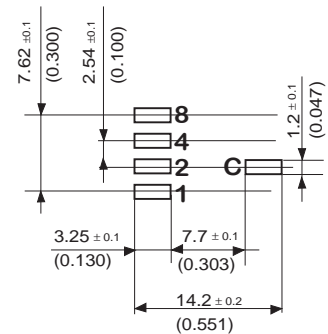
10 POSITIONS



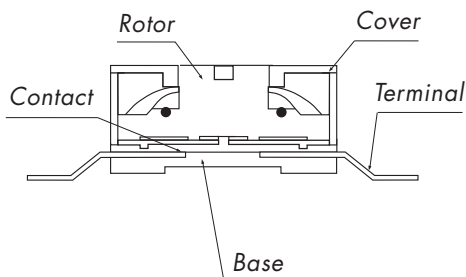
8 POSITIONS



◆ P.C.B. LAYOUT (TOP VIEW)

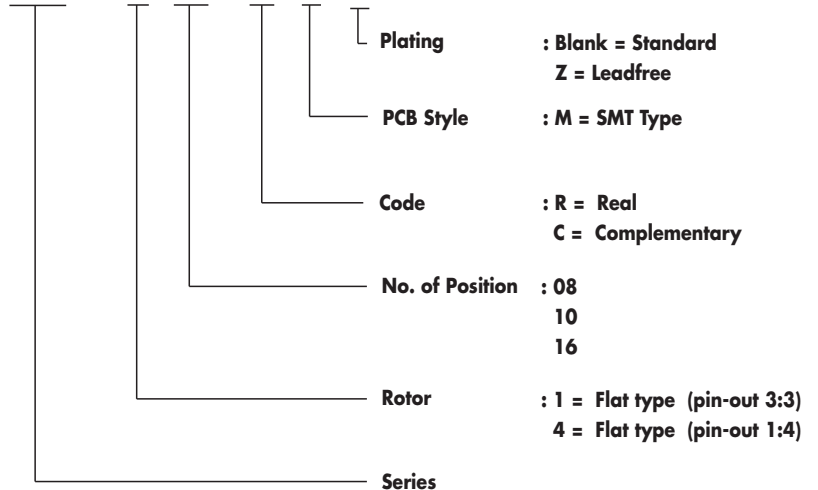


◆ Construction



◆ Part Numbering System

DRD - 1 10 - R M X



◆ Specifications

See page 1