


DAM SERIES

SLIDE END STACKABLE "IC" TYPE



◆ Features

- End stackable for standard 0.100" integrated circuit pitch.
- Molded 0.300" integrated circuit packing outline allowing automatic insertion.
- Smaller size makes better heat convection during PC board wave soldering.
- Top tape sealed to withstand wave soldering, board washing.
- All materials are UL 94V-0 grade fire retardant plastics.
- Twin contact designed to ensure stable contact.
- Gold plated contact to ensure low contact resistance and tin plated terminal to prevent contamination during soldering (**tin/gold**).

◆ Specifications

1. ELECTRICAL

- 1-1 Contact Rating
- switching : 25 mA, 24 VDC
 - non-switching : 100 mA
- 1-2 Contact Resistance
- initial : 50 mΩ max.
 - after life test : 100 mΩ max.
- 1-3 Insulation Resistance : 1000 MΩ min. at 100 VDC
- 1-4 Dielectric Strength : 500 VDC for 1 min.
- 1-5 Capacitance between adjacent switches : 5pF max.

2. MECHANICAL and ENVIRONMENTAL

- 2-1 Temperature rating
- operating : -25°C to +70°C
 - storage : -40°C to +85°C
- 2-2 Operating force : 800 g max.
- 2-3 Mechanical life : 2000 operations
- 2-4 Humidity : 95% RH, 40°C for 96 hours
- 2-5 Vibration : Per MIL-STD-202F, method 204D
- 2-6 Solderability : 95% coverage after 230°C +/- 5°C for 5 sec.
- 2-7 Soldering temperature : 260°C max. for 5 seconds

◆ Dimensions and circuitry

DIMENSION A

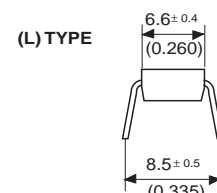
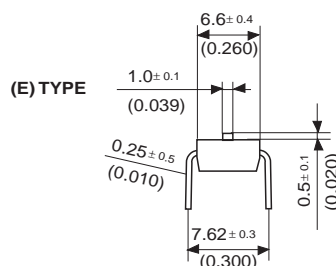
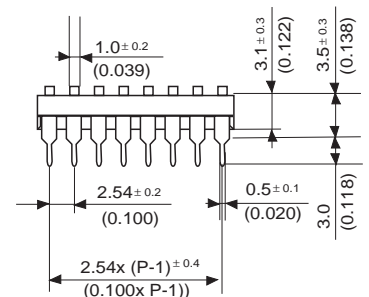
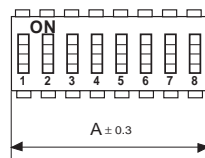
Position	1	2	3	4	5	6
A	2.5 (0.098)	5.04 (0.198)	7.58 (0.298)	10.12 (0.398)	12.66 (0.498)	15.20 (0.598)


Unit: mm (inch)

DIMENSION A

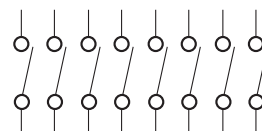
Position	7	8	9	10	12
A	17.74 (0.698)	20.28 (0.798)	22.82 (0.898)	25.36 (0.998)	30.43 (1.198)

Unit: mm (inch)

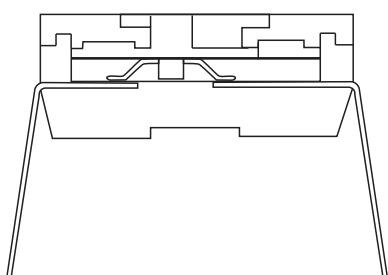




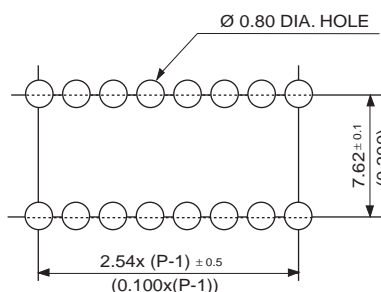
◆ Circuit diagram



◆ Construction



◆ P.C.B Layout



◆ Options


1. Special marking and case color available
2. Two kind of pitch available as attached table

Actuator	Pitch (mm)	
	Standard	Option
L	8.5	7.62
E	7.62	8.5

3. Extended actuator



4. Tape sealed



◆ Part Numbering System

DAM - 1 08 - L X

Plating : Blank = Standard
Z = Leadfree

Actuator and Sealing and Pin out:

L : Low profile Actuator and pin out 8.50mm (Standard)

LO1 : Low profile Actuator and pin out 7.62mm (Standard)

E : Extended Actuator and pin out 7.62mm (Standard)

E01 : Extended Actuator and pin out 8.50mm

LT : Top Tape Sealed and Low profile Actuator and pin out 8.50mm

LT01 : Top Tape Sealed and Low profile Actuator and pin out 7.62mm

Number of positions: 02,03,04,05,06,07,08,09,10,12

Contact Form : 1 = SPST

Series