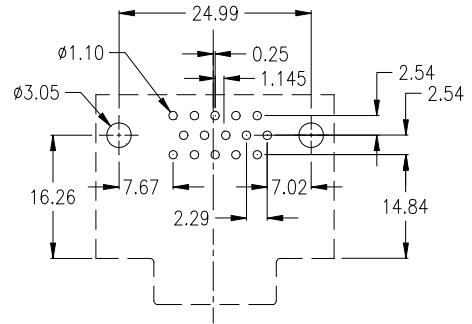
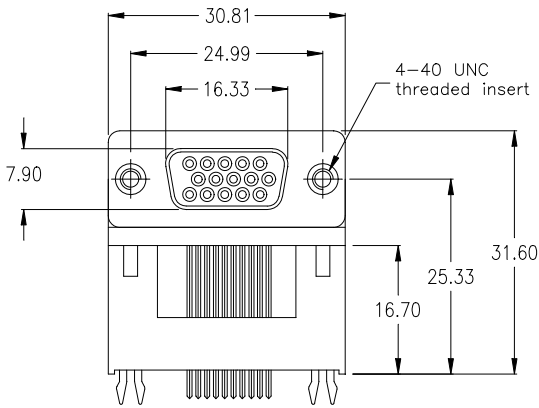
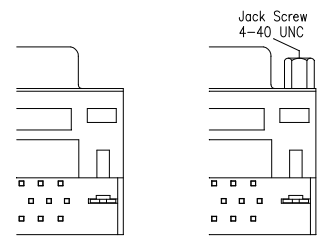
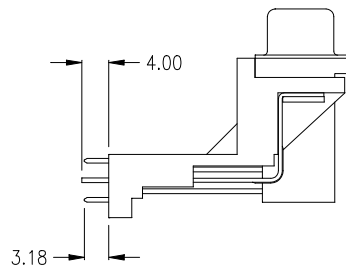
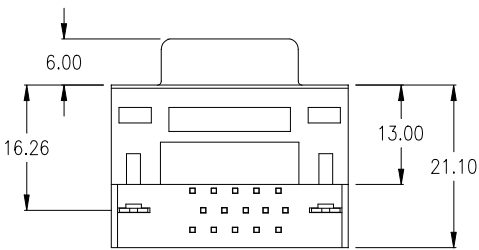


15-pin HD female raised



PCB hole layout



Style "-FN"

Style "-FNJ"

with 2 grounding clips;  
w/o jack screws  
*Standard*  
(as above drawing)

with 2 grounding clips;  
2 jack screws 4-40 UNC  
mounted  
*Option*

SDD-H1500-2-95-FN

SDD-H1500-2-95-FNJ



## mechanical data

Mating force per contact	≤ 3,4 N
Unmating force per contact	≥ 0,2 N
Temperature range	-55° C to +105° C
Processing temperature wave solder (solder bath)	+250°C +0/-5°C for 10sec.
Processing temperature SMT and "pin in paste"	+250°C +0/-5°C for 20~40sec.
Moisture absorption from air 50% rh	0,10%
IDC Connector types accept AWG 26 or AWG 28 standard wire	

## materials and plating (RoHS compliant)

Insulator for wave solder technology, standard black - PC 99 colourful insulator	thermoplastic glassfilled UL 94V – 0 Yellowish brown - Pantone # 131C 15-pos. female Burgundy - Pantone # 235C 25-pos. female Teal - Pantone # 322C 9-pos. male Blue - Pantone # 661C HD 15-pos. female
Insulator for SMT and "Pin-In-Paste"	Nylon UL 94V-0
Shell	Steel, Ni plated
Bracket	Brass, tin plated
Male contact - plating	Copper Alloy (Standard; others on request) <b>-95</b> = solder side Sn; contact side Au over Ni <b>-55</b> = solder and contact side Au over Ni
Female contact - plating	Copper Alloy (Standard; others on request) <b>-95</b> = solder side Sn; contact side Au over Ni <b>-55</b> = solder and contact side Au over Ni
D-Sub Accessories (page 70) plating	<b>-NN</b> = Ni

## electrical data

max. Current rating	5 A/25°C 3 A/70°C (High Density types 3A / IDC types 1A)
Operating voltage	250 V
Test voltage between contacts	1000 V / 50/60 Hz / 1 Minute
Test voltage between shell and contacts	1000 V / 50/60 Hz / 1 Minute
Resistance between mated contacts	< 30 m Ω
Insulation resistance	≥ 1000 M Ω at 500V DC
Dielectric strength	1000 V AC min. for 1 Minute
Volume resistivity	10 <sup>16</sup> Ω cm (ASTM-D 257 )

## available performance classes

E-tec D-Sub connectors comply with Performance Class 3 (min. 50 contact cycles).

Please contact E-tec first for availability of Performance Class 2 (min. 200 contact cycles) and 1 (min. 500 contact cycles)

## D-Sub with Filter ( ferrite )

Frequency range	10 - 300 MHz
Impedance	5 MHz - 15 Ω
	25 MHz - 30 Ω
	100 MHz - 50 Ω
	300 MHz - 75 Ω

