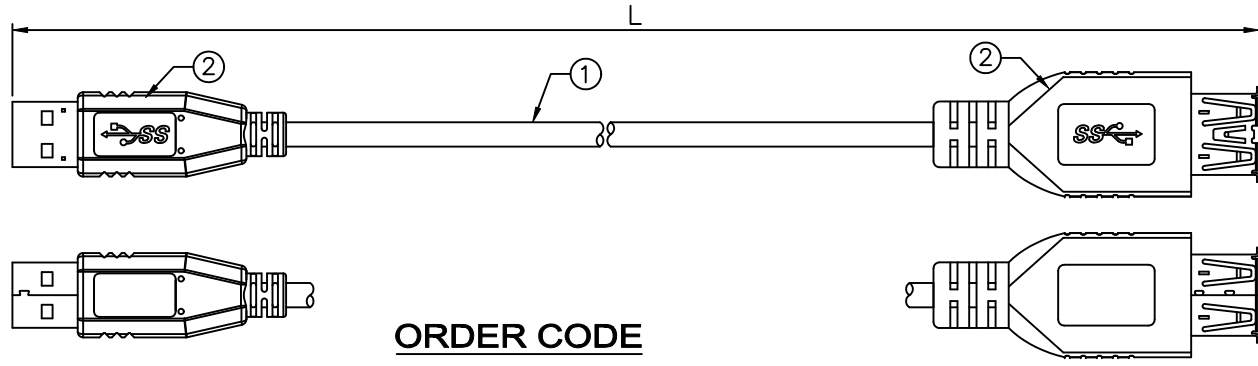
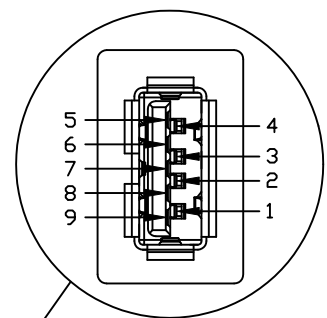
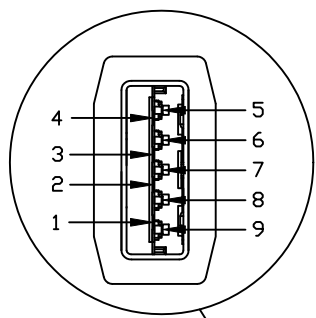


6	7	8
REV.	LOCAS.	DESCRIPTION
A	NEW	
		DATE
		28.07.2009
		DRAWN
		Ronny



USB 3.0 Plug Type "A"

USB 3.0 Socket Type "A"

**ORDER CODE**  
**USC-xxxx-3AM3AF-A/BU**



Cable Code	"L" (mm) Cable length
0915	915 <sup>+50</sup> <sub>-20</sub>
1000	1000 <sup>+50</sup> <sub>-20</sub>
1500	1500 <sup>+70</sup> <sub>-20</sub>
2000	2000 <sup>+70</sup> <sub>-20</sub>
3000	3000 <sup>+100</sup> <sub>-30</sub>
5000	5000 <sup>+100</sup> <sub>-40</sub>
other length on request	



Pin Out		
P1		P2
1	Red	1
2	White	2
3	Green	3
4	Black	4
5	Blue	8
6	Yellow	9
7	Drain Wire	7
8	Purple	5
9	Orange	6
Shell	Braid	Shell

No.	Titel	Description
1	Cable	UL20276 (Rev 3.0)(1P#28+D+AL+Mylar)*2C+1P #28+2C#28-RO AL+B OD5.5 Blue (T-624) UL30235
2	Connector P1 & P2	Blue Insulator, Shell Nickel Plated Contact Gold Plated 30μ" (Rev 3.0)

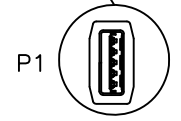
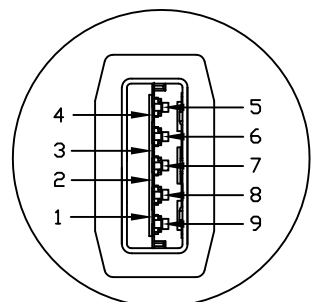


UNIT	mm	GENERAL TOLERANCE		DRAWN	DATE
SCALE	Free	X.° ± 5°	X. ± 0.30	Ryan Chou	29.06.2009
		.X° ± 3°	.X ± 0.25	CHECK	DATE
		.XX° ± 2°	.XX ± 0.15	Ronny	28.07.2009
		.XXX° ± 1°	.XXX ± 0.10	APPROVE	DATE
				Hagl	29.07.2009

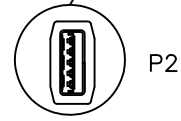
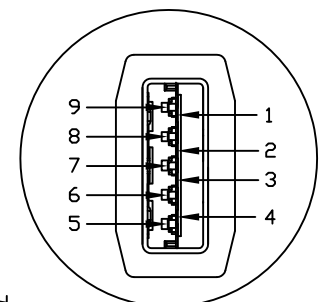
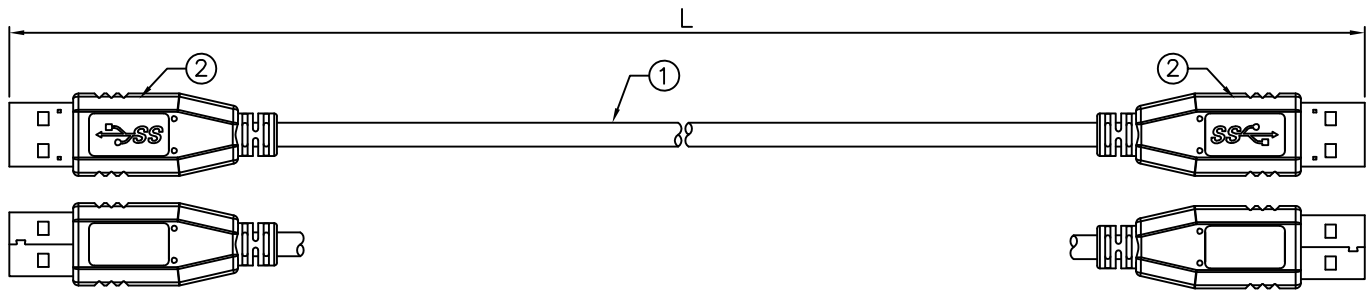
DWG. NO.	SHEET 1/1
USC-3AM3AF-A	REV. A
SERIES NO.	
USC-xxxx-3AM3AF-X/XX	

**USB Cable Assembly**  
**USB 3.0 Plug Type "A"**  
 to  
**USB 3.0 Socket Type "A"**

REV.	LOCAS.	DESCRIPTION	DATE	DRAWN
A	NEW		28.07.2009	Ronny



USB 3.0 Plug Type "A"



USB 3.0 Plug Type "A"

**ORDER CODE**  
**USC-xxxx-3AM3AM-A/BU**



Cable Code	"L" (mm) Cable length
0915	915 <sup>+50</sup> <sub>-20</sub>
1000	1000 <sup>+50</sup> <sub>-20</sub>
1500	1500 <sup>+70</sup> <sub>-20</sub>
2000	2000 <sup>+70</sup> <sub>-20</sub>
3000	3000 <sup>+100</sup> <sub>-30</sub>
5000	5000 <sup>+100</sup> <sub>-40</sub>
other length on request	



Pin Out	
P1	P2
1 — Red	1
2 — White	2
3 — Green	3
4 — Black	4
5 — Blue	8
6 — Yellow	9
7 — Drain Wire	7
8 — Purple	5
9 — Orange	6
Shell — Braid	Shell

No.	Titel	Description
1	Cable	UL20276 (Rev 3.0)(1P#28+D+AL+Mylar)*2C+1P #28+2C#28-RO AL+B OD5.5 Blue (T-624) UL30235
2	Connector P1 & P2	Blue Insulator, Shell Nickel Plated Contact Gold Plated 30μ" (Rev 3.0)

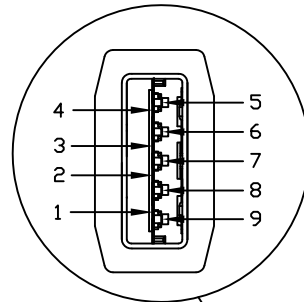


UNIT	mm	GENERAL TOLERANCE		DRAWN	DATE
SCALE	Free	X.° ± 5°	X. ± 0.30	Ryan Chou	29.06.2009
		.X° ± 3°	.X ± 0.25	CHECK	DATE
		.XX° ± 2°	.XX ± 0.15	Ronny	28.07.2009
		.XXX° ± 1°	.XXX ± 0.10	APPROVE	DATE
				Hogj	29.07.2009

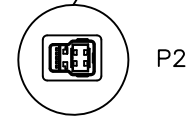
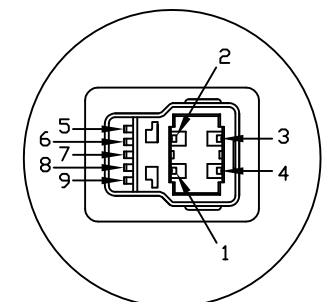
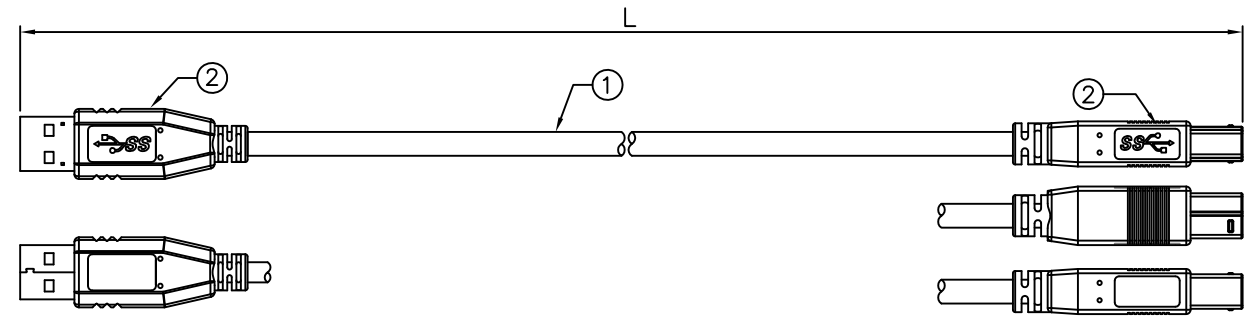
DWG. NO.	SHEET 1/1
USC-3AM3AM-A	REV. A
SERIES NO.	
USC-xxxx-3AM3AM-X/XX	

**USB Cable Assembly**  
**USB 3.0 Plug Type "A"**  
**to**  
**USB 3.0 Plug Type "A"**

REV.	LOCAS.	DESCRIPTION	DATE	DRAWN
A	NEW		28.07.2009	Ronny



USB 3.0 Plug Type "A"



USB 3.0 Plug Type "B"

**ORDER CODE**  
**USC-xxxx-3AM3BM-A/BU**



Cable Code	"L" (mm) Cable length
0915	915 <sup>+50</sup> <sub>-20</sub>
1000	1000 <sup>+50</sup> <sub>-20</sub>
1500	1500 <sup>+70</sup> <sub>-20</sub>
2000	2000 <sup>+70</sup> <sub>-20</sub>
3000	3000 <sup>+100</sup> <sub>-30</sub>
5000	5000 <sup>+100</sup> <sub>-40</sub>
other length on request	



Pin Out	
P1	P2
1 — Red	1
2 — White	2
3 — Green	3
4 — Black	4
5 — Blue	8
6 — Yellow	9
7 — Drain Wire	7
8 — Purple	5
9 — Orange	6
Shell — Braid	Shell

No.	Titel	Description
1	Cable	UL20276 (Rev 3.0)(1P#28+D+AL+Mylar)*2C+1P #28+2C#28-RO AL+B OD5.5 Blue (T-624) UL30235
2	Connector P1 & P2	Blue Insulator, Shell Nickel Plated Contact Gold Plated 30μ" (Rev 3.0)



UNIT	mm	GENERAL TOLERANCE		DRAWN	DATE
SCALE	Free	X.° ± 5°	X. ± 0.30	Ryan Chou	29.06.2009
		.X° ± 3°	.X ± 0.25	CHECK	DATE
		.XX° ± 2°	.XX ± 0.15	Ronny	28.07.2009
		.XXX° ± 1°	.XXX ± 0.10	APPROVE	DATE
				Hogj	29.07.2009

DWG. NO.	SHEET 1/1
USC-3AM3BM-A	REV. A
SERIES NO.	
USC-xxxx-3AM3BM-X/XX	

**USB Cable Assembly**  
**USB 3.0 Plug Type "A"**  
**to**  
**USB 3.0 Plug Type "B"**